



A Collaborative Community Mesh

coesh

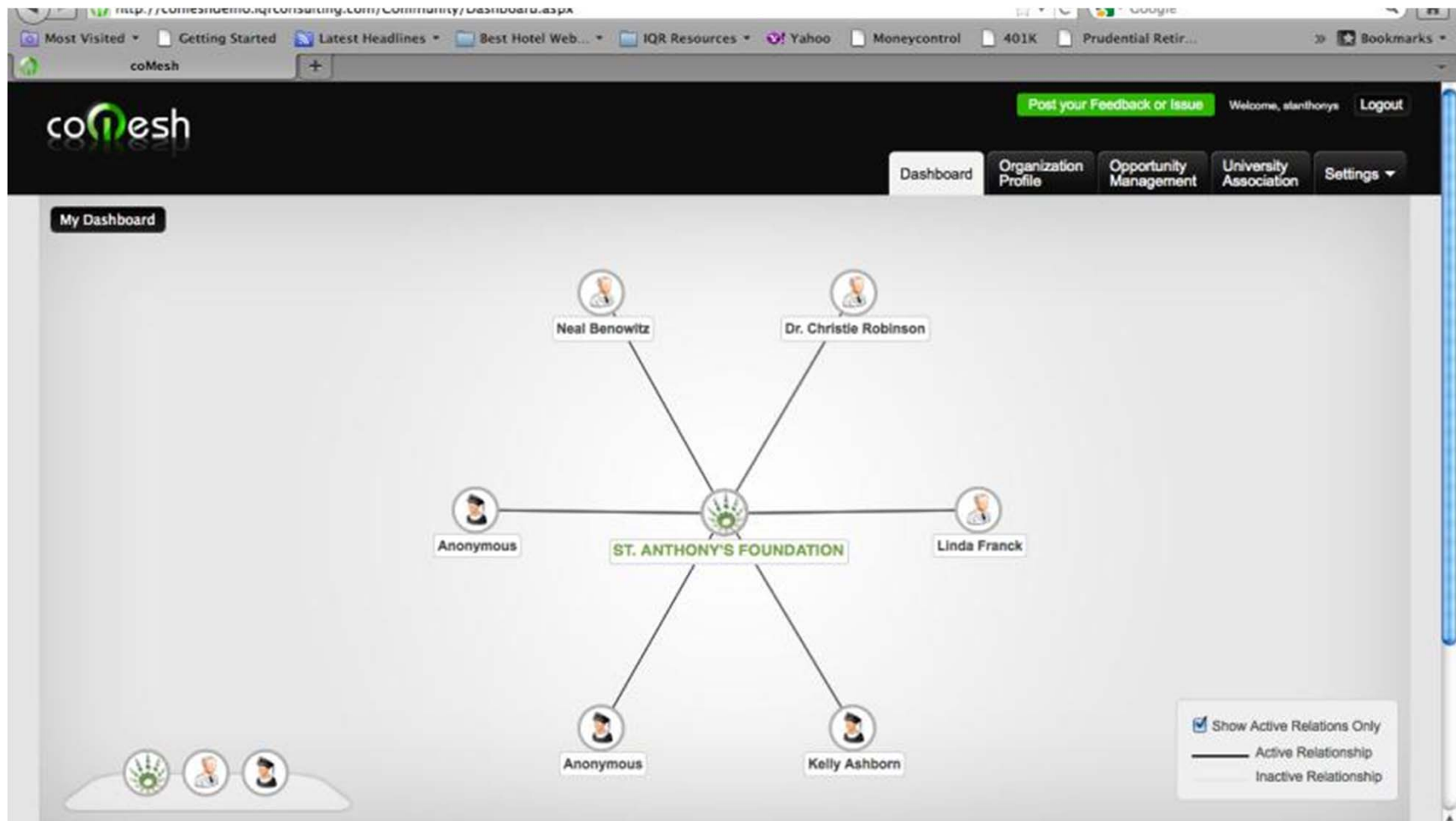
What is coMesh?

A Visual Mapping of Relationships between University's Students, Faculty / Staff and Community Organizations

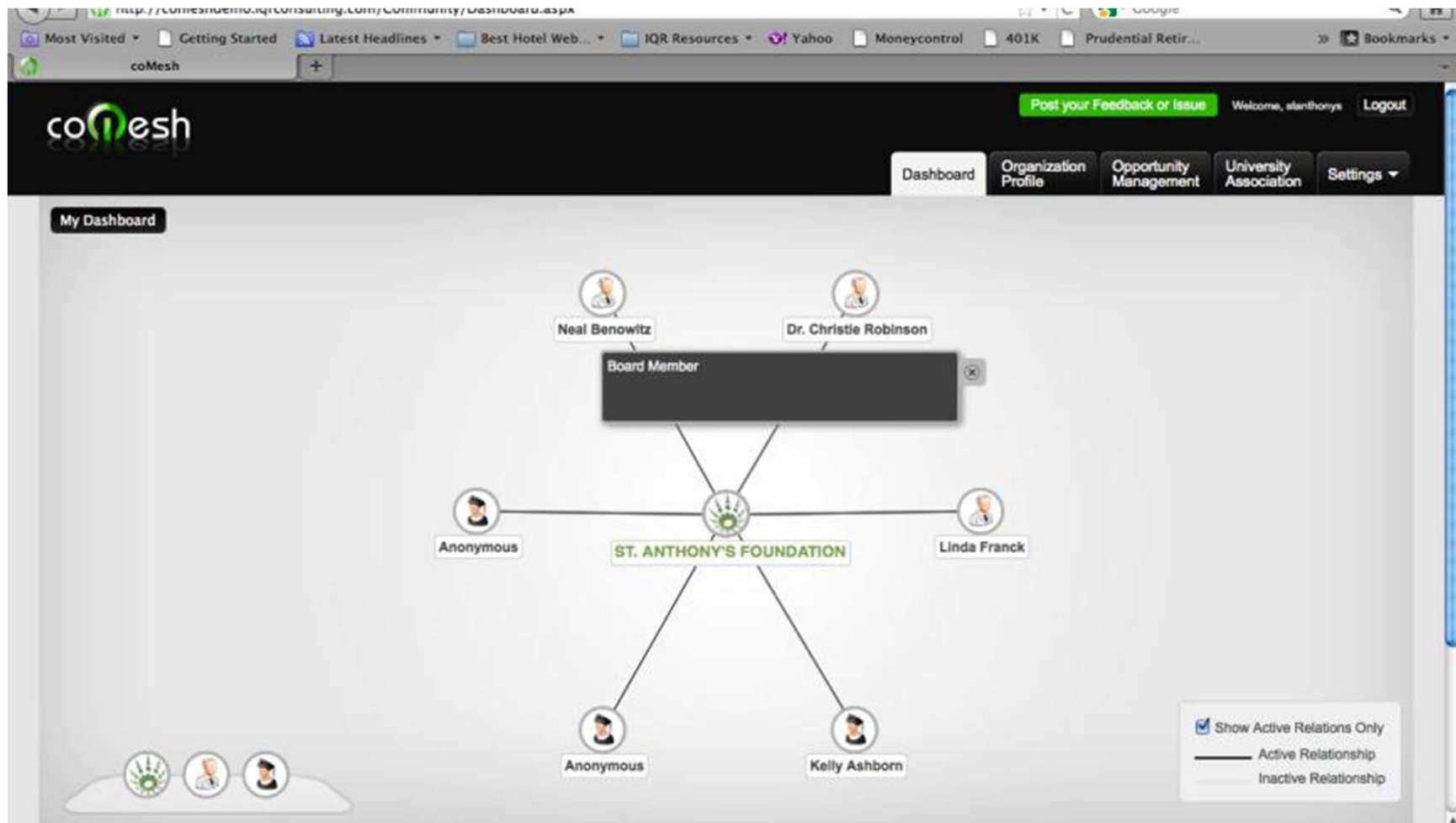
- For the Community Organizations
 - Ability to access University resources through creation and management of opportunities
- For the Students
 - Ability to build a portfolio of Service Learning and Community Engagement work
- For the University
 - A single point portal to manage community relationships



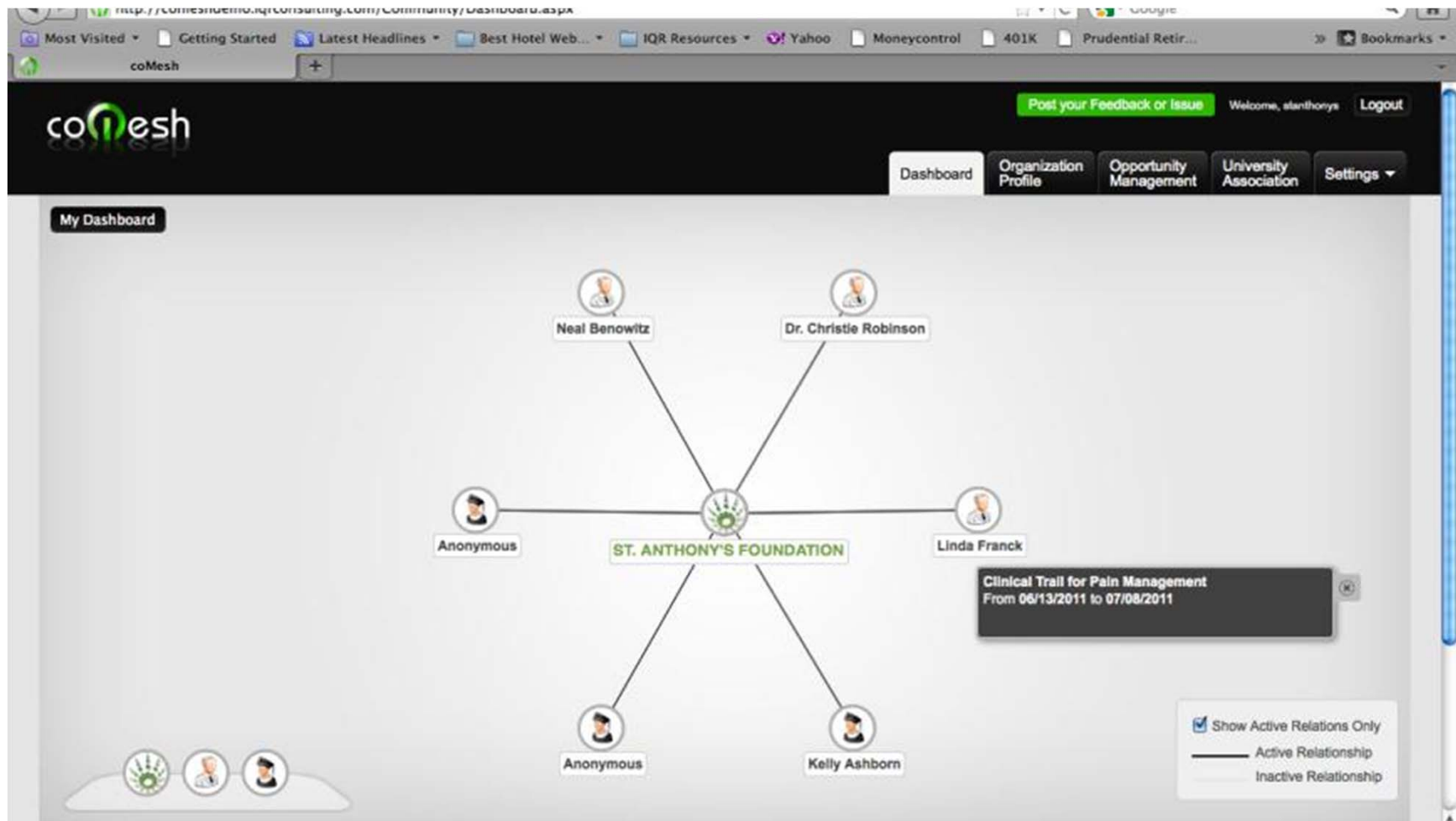
Viewing the Mesh



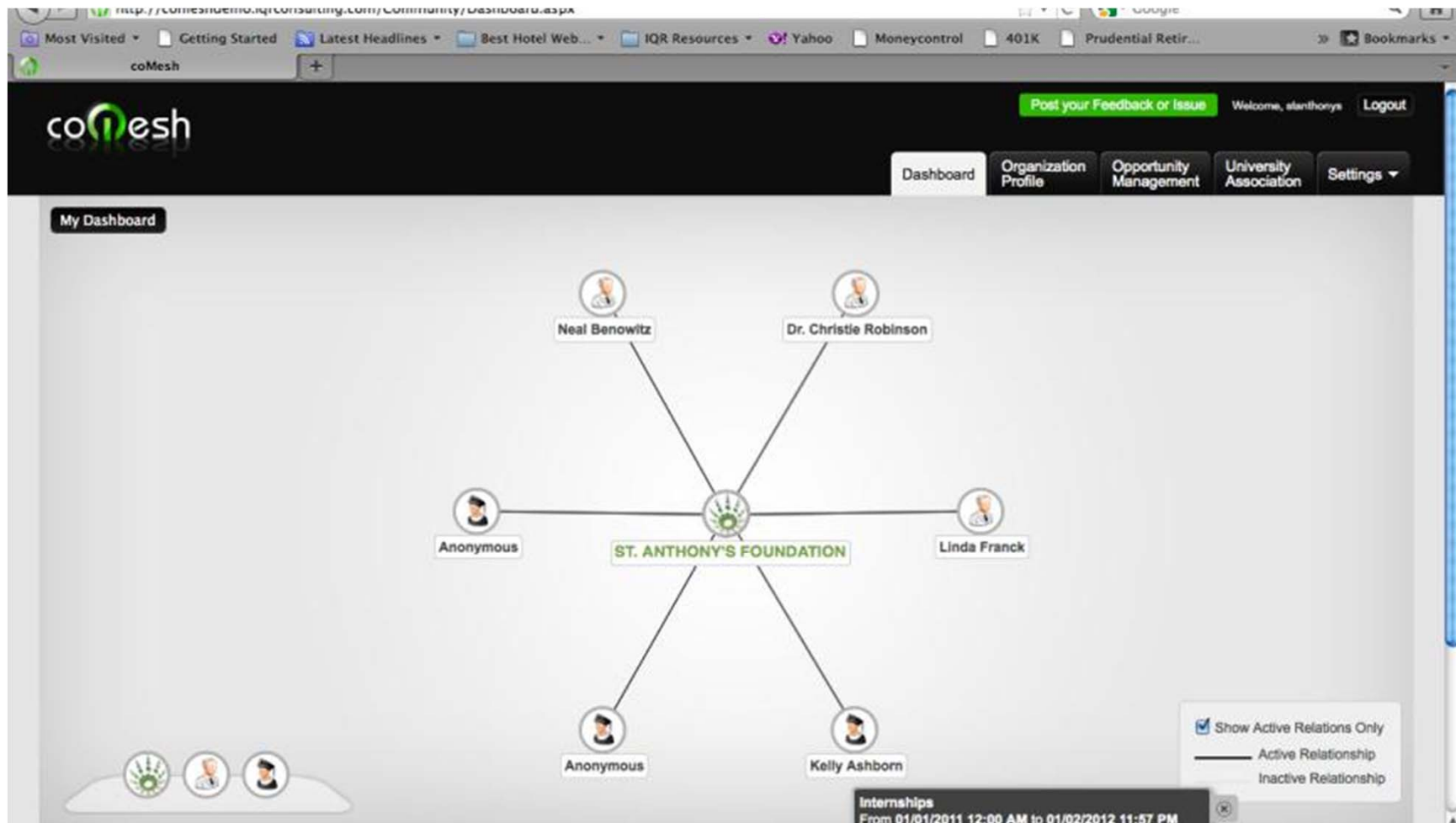
Viewing the Relationships



Viewing the Relationships



Viewing the Relationships



How Do I Get Involved?

Community Organizations

Two Easy Steps

- ✓ Register
- ✓ Create and Manage Opportunities



Step One - Register

The screenshot shows a web browser window displaying the coMesh website. The browser's address bar shows the URL www.cmesh.org. The website's navigation menu includes links for Home, About Us, Getting Involved, Program Capabilities, Volunteers, Nonprofit, and Register. A dropdown menu is open under the Register link, showing three options: Student Register, Faculty/Staff Register, and Organization Register. The registration form includes a User Name field, a Password field, a checkbox for Remember me next time, and a Forgot Password link. A green button labeled Post your Feedback or Issue is located in the top right corner. The footer of the page contains the text © 2011 coMesh Powered by IQR Consulting.

coMesh

Post your Feedback or Issue

Home About Us Getting Involved Program Capabilities Volunteers Nonprofit Register

Student Register
Faculty/Staff Register
Organization Register

User Name:

Password:

Remember me next time. [Forgot Password](#)

© 2011 coMesh Powered by IQR Consulting

Step 2 – Create an Opportunity

The screenshot displays the 'Opportunities' management interface in the coMesh system. The page includes a navigation bar with the coMesh logo, a 'Post your Feedback or Issue' button, and user information 'Welcome, startforce Logout'. The main navigation menu contains 'Dashboard', 'Organization Profile', 'Opportunity Management' (which is active), 'University Association', and 'Settings'.

The 'Opportunities' section has three tabs: 'Opportunities', 'Pending Volunteers', and 'Pending Hours For Approval'. Below the tabs is a search bar with a 'Name' input field and 'Search' and 'Clear' buttons.

The main content area features a table with the following columns: Name, Opportunity Owner, Organisation, Opportunity Types, Max. Volunteers, Total Hours, Registered Volunteers, Pending Volunteers, and More Information. The table lists three opportunities:

Name	Opportunity Owner	Organisation	Opportunity Types	Max. Volunteers	Total Hours	Registered Volunteers	Pending Volunteers	More Information
Internships	Lomesh Shah	St. Anthony's Foundation		Unlimited	0.00	1	0	
Tenderkin Tech Lab	Lomesh Shah	St. Anthony's Foundation		Unlimited	0.00	1	0	
Justice Education Program	Lomesh Shah	St. Anthony's Foundation		10	0.00	1	0	

At the bottom of the table, there is a 'View Maximum 10 Records on Page' option and a pagination control showing 'View 1-3 of 3 Page 1 of 1'.

The footer of the page contains the copyright information: '© 2011 coMesh Powered by IQR Consulting'.

Step 2 – Add Opportunity

coMesh [Post your Feedback or Issue](#) Welcome, startforce Logout

Dashboard Organization Profile Opportunity Management University Association Settings

Opportunity Setup

Opportunity Detail Opportunity Schedule Manage Documents Manage Pictures Search Criteria University Association

Opportunity

Organization * St. Anthony's Foundation

Opportunity Type No Opportunity Type selected

Opportunity Name * Select All

Opportunity Owner Name * Community Based Participatory Research and Evaluation

Opportunity Owner Email * Economic and Workforce Development

Max. Volunteers * Education Outreach

Hourly Value Other

Opportunity Description Service Learning

Opportunity Venue

Street Address 150 Golden Gate Avenue

Address Line 2

City San Francisco

State California

Zip 94102

Save Save & Proceed

© 2011 coMesh Powered by IQR Consulting

Step 2 – Add Opportunity Schedule

The screenshot shows a web browser window with a modal form titled "Add Opportunity Schedule". The form is divided into two columns of input fields. The left column contains fields for "All Day Opportunity" (checkbox), "From" (date and time), "To" (date and time), "Max. Volunteers*" (text input), "Repeat Start" (dropdown), and "Repeat End" (dropdown). The right column contains fields for "Street Address", "Address Line 2", "City", "State" (dropdown), and "Zip". Below these fields is a large text area for "Description". At the bottom right of the form are three buttons: "Save", "Save & Add New", and "Close".

Add Opportunity Schedule

All Day Opportunity

From: 6/7/2011 12:00 AM

To: 6/7/2011 12:00 AM

Max. Volunteers*: 0 (Enter 0 For Unlimited Volunteers)

Repeat Start: None

Repeat End: --Select--

Description:

Street Address: 150 Golden Gate Avenue

Address Line 2:

City: San Francisco

State: California

Zip: 94102

Save Save & Add New Close

© 2011 codethink. Powered by iGEM Consulting

Step 2 – Set Search Tags

The screenshot displays the coMesh web application interface. At the top, the coMesh logo is on the left, and navigation links for 'Dashboard', 'Organization Profile', 'Opportunity Management', 'University Association', and 'Settings' are on the right. A 'Post your Feedback or Issue' button is also visible. The main content area is titled 'Individual Opportunities Opportunity Setup' and includes sub-tabs for 'Opportunity Detail', 'Opportunity Schedule', 'Manage Documents', 'Manage Pictures', 'Search Criteria', and 'University Association'. The 'Search Criteria' tab is active, showing two sections: 'What?' and 'Who?'. The 'What?' section has a 'Select Category' dropdown set to 'Injured Service' and a 'Tags' search box with a 'Search' button. Below this is a list of categories with checkboxes: Select All, Accounting, Agriculture, Arts, Athletics, Board, Broadcasting, Clerical, and Coalition. The 'Who?' section has three expandable sections: '1. Age Group' (with options: Select All, Children 0-5 years old, Children 5-12 years old, Youth 13-17 years old, Youth 18-25 years old, Adults, Elders - Ambulatory, Elders - Frail), '2. Gender', and '3. Skills'. A 'Save Criteria' button is located at the bottom right of the form area. The footer contains the text '© 2011 coMesh Powered by IQR Consulting'.

Step 2 – Add a Tag

The screenshot displays the 'Individual Opportunities Opportunity Setup' interface. At the top, the 'coMesh' logo is visible on the left, and navigation links for 'Dashboard', 'Organization Profile', 'Opportunity Management', 'University Association', and 'Settings' are on the right. Below the navigation bar, the page title 'Individual Opportunities Opportunity Setup' is shown with a green arrow icon. A sub-navigation bar contains tabs for 'Opportunity Detail', 'Opportunity Schedule', 'Manage Documents', 'Manage Pictures', 'Search Criteria', and 'University Association'. The main content area is split into two columns: 'What?' and 'Who?'.
In the 'What?' section, the 'Select Category' dropdown is set to 'Injured Service'. Below it, the 'Tags' section features a search box with 'Tag' and 'Save' buttons, and a scrollable list of categories: Accounting, Agriculture, Arts, Athletics, Board, Broadcasting, Clerical, and Coalition.
The 'Who?' section contains three expandable sections: '1. Age Group' with checkboxes for 'Select All', 'Children 0-5 years old', 'Children 6-12 years old', 'Youth 13-17 years old', and 'Youth 18-25 years old'; '2. Gender'; and '3. Skills'. A 'Save Criteria' button is located at the bottom right of the page.

Step 2 – Review Search Criteria

The screenshot shows a web browser window displaying the coMesh website. The page title is "Individual Opportunities Opportunity Setup". A green notification bar at the top states "Search criteria saved successfully." Below this, there are several tabs: "Opportunity Detail", "Opportunity Schedule", "Manage Documents", "Manage Pictures", "Search Criteria" (which is active), and "University Association".

What?

Category: Indirect Service

Tags

Accounting	Agriculture	Arts	Athletics	Board	Broadcasting	Clerical
Coalition	Collaboration	Committee	Community Building	Computers		
Consulting	Cooking	Culture	Database Design and Adm	Development		
Editing	Farming	Fine Art	Fund-raising	Graphic Design	Graphics	
Health	Historical Society	Illustration	iPhone Apps	IT	Journalism	
Leisure	Marketing	Media	Medicine	Museum	Music	Network
Networking	Organizational Development	Planning	PR	Preservation		
Press	Public Speaking	Recreation	Software Development	Special Events		
Sports	Strategic Plan	Technology	Website Development	Wine	Writing	

Who?

Age Group: Children 9-12 years old, Youth 13-17 years old, Youth 18-25 years old

Gender: Male, Female

Skills: No Skill Selected

[Edit Criteria](#)

© 2011 coMesh. Powered by IQR Consulting

Step 2 – Send to Universities for Approval

The screenshot displays the coMesh web application interface. At the top, the coMesh logo is visible on the left, and a navigation menu includes 'Dashboard', 'Organization Profile', 'Opportunity Management', 'University Association', and 'Settings'. A green button labeled 'Post your Feedback or Issue' is located in the top right corner. Below the navigation, the main content area is titled 'Individual Opportunities Opportunity Setup'. Under this title, there are several tabs: 'Opportunity Detail', 'Opportunity Schedule', 'Manage Documents', 'Manage Pictures', 'Search Criteria', and 'University Association'. The 'University Association' tab is currently selected. Below the tabs, there is a table with the following data:

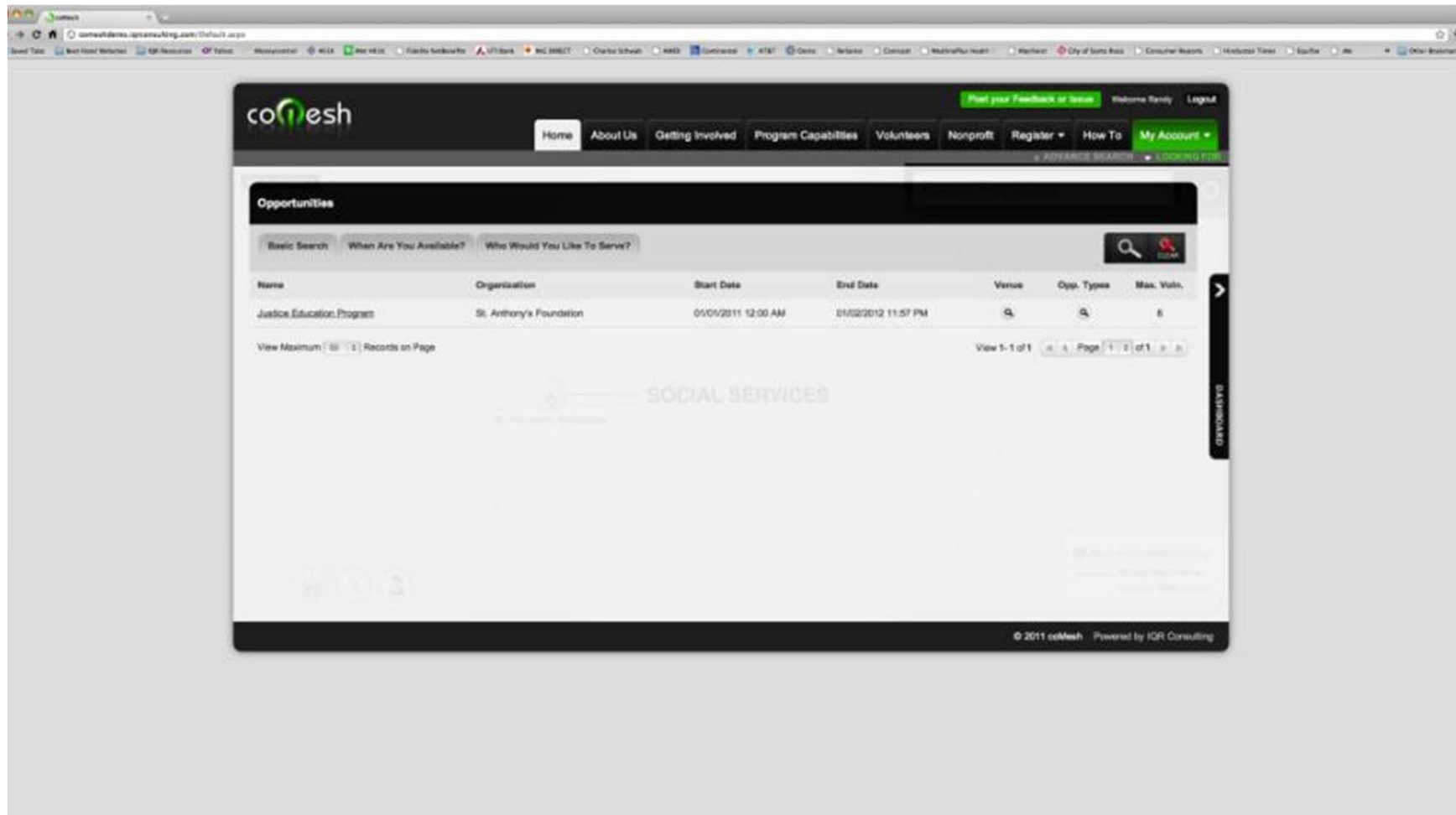
Name	Contact Person	Contact Email	Contact Phone	Status
UCSF	Lomesh Shah	lshah@msac.com		

Below the table, there are controls for 'View Maximum 10 Records on Page' and 'View 1-1 of 1 Page 1 of 1'. A 'Publish Opportunity' button is located at the bottom right of the table area. At the bottom of the page, the footer text reads '© 2011 coMesh Powered by IQR Consulting'.

What Happens Next? Students, Faculty / Staff Search

The screenshot displays the coMesh website interface. At the top, the coMesh logo is on the left, and navigation links for Home, About Us, Getting Involved, Program Capabilities, Volunteers, Nonprofit, Register, How To, and My Account are on the right. A search bar in the top right contains the text "Social Services" and a "GO" button. Below the navigation, the main content area features a large circular graphic with a hand icon and the text "SOCIAL SERVICES" and "St. Anthony's Foundation". A vertical sidebar on the left is labeled "OPPORTUNITIES". At the bottom right, there is a legend for "Show Active Relations Only" with lines for "Active Relationship" and "Inactive Relationship". The footer at the bottom right reads "© 2011 coMesh Powered by IQR Consulting".

Viewing of Related Opportunities



The screenshot displays the coMesh website interface. At the top, there is a navigation menu with links for Home, About Us, Getting Involved, Program Capabilities, Volunteers, Nonprofit, Register, How To, and My Account. A search bar is located to the right of the navigation menu. Below the navigation menu, the main content area is titled "Opportunities". There are three tabs: "Basic Search", "When Are You Available?", and "Who Would You Like To Serve?". A search icon and a "Filter" icon are visible on the right side of the search bar. Below the search bar, a table lists search results. The table has columns for Name, Organisation, Start Date, End Date, Venue, Opp. Type, and Max. Volun. The first row shows "Justice Education Program" under the "Organisation" of "St. Anthony's Foundation", with a start date of "05/05/2011 12:00 AM" and an end date of "01/02/2012 11:57 PM". Below the table, there is a pagination control showing "View 5-1 of 1" and "Page 1 of 1". At the bottom of the page, there is a footer with the text "© 2011 coMesh Powered by IQR Consulting".

Name	Organisation	Start Date	End Date	Venue	Opp. Type	Max. Volun.
Justice Education Program	St. Anthony's Foundation	05/05/2011 12:00 AM	01/02/2012 11:57 PM			8

Organization and Opportunity Information

Justice Education Program
150 Golden Gate Avenue, San Francisco, CA 94102

Opportunity Info | Organization Info | GoogleMap View

Opportunity Type Other, Service Learning

Gender Benefit To Male, Female

Organization Name St. Anthony's Foundation

Age Groups

Skills
No Skill Selected

Maximum Allowed Volunteers 8

Description
It is our belief that St. Anthony's commitment to San Francisco's poor and homeless residents would only be of partial service if we did not also use our unique position in the community to educate the broader public on the issues that our clients face. Our Justice Education program is designed to be one of those vehicles of education. Our Justice Education sessions are interactive class-like experiences that offer a curriculum full of insight and information on the issues of homelessness and poverty. Through these sessions educators are able to break down the complex issues of health, hunger and homelessness, dispel stereotypes, and answer questions that often go unasked. As a part of our volunteer program short sessions are provided to orient group volunteers, and can be requested separately as educational seminars for schools and businesses. Our Justice Education program provides greater depth and meaning to the volunteer experience and is designed to stimulate long-term engagement and commitment to social action that will last a lifetime. We offer one-day education and service days throughout the year, and during the summer we run week-long "immersion experiences" for high school students. St. Anthony Foundation also has an Internship Program which creates projects that meet course objectives and fill a St. Anthony Foundation need, pairing students with programs that best reflect their field of interest.

Allow organization to view my profile information

Apply Close

Applying for Opportunity

Justice Education Program
150 Golden Gate Avenue, San Francisco, CA 94102

Foundation also has an Internship Program which creates projects that meet course objectives and fill a St. Anthony Foundation need, pairing students with programs that best reflect their field of interest.

Allow organization to view my profile information

Liability Release
Expiry Date

Licence Details
Licence Number
Expiry Date

Insurance Details
Expiry Date

Emergency Contact Details
First Name
Last Name
Street Address
Address Line2
City
State
Zip
Mobile
Phone

Apply Close

A Community Organization's Perspective

The screenshot displays the coMesh web application interface. The browser address bar shows the URL: <http://comeshdemo.iqrconsulting.com/Community/OpportunityManagement.aspx>. The page header includes the coMesh logo, a "Post your Feedback or Issue" button, and a user greeting "Welcome, stanthony" with a "Logout" link. The navigation menu contains "Dashboard", "Organization Profile", "Opportunity Management", "University Association", and "Settings".

The main content area is titled "Opportunities" and features three tabs: "Opportunities", "Pending Volunteers", and "Pending Hours For Approval". Below the tabs is a search bar with a "Name" input field, "Search", and "Clear" buttons.

Name	Opportunity Owner	Organization	Opportunity Types	Max. Volunteers	Total Hours	Registered Volunteers	Pending Volunteers	More Information
Internships	Lomesh Shah	St. Anthony's Foundation		Unlimited	0.00	1	0	
Tenderloin Tech Lab	Lomesh Shah	St. Anthony's Foundation		Unlimited	0.00	1	0	
Justice Education Program	Lomesh Shah	St. Anthony's Foundation		10	0.00	0	1	

At the bottom of the table, there is a pagination control showing "View Maximum 10 Records on Page" and "View 1-3 of 3" with navigation arrows. The page number is set to "Page 1 of 1".

Viewing Pending Volunteers

The screenshot shows a web browser window with the URL `http://comesdemo.iqrconsulting.com/Community/OpportunityManagement.aspx`. The page title is "coMesh". The navigation menu includes "Dashboard", "Organization Profile", "Opportunity Management", "University Association", and "Settings". The main content area is titled "Internships Opportunity Setup" and has three tabs: "Opportunities", "Pending Volunteers", and "Pending Hours For Approval". The "Pending Volunteers" tab is active, displaying a table with the following data:

Name	Opportunity Owner	Organization	Opportunity Types	Max. Volunteers	Total Hours	More Information
Justice Education Program	Lomesh Shah	St. Anthony's Foundation		10	0.00	

Start Date & Time	End Date & Time	Max. Volunteers	Pending Volunteers	Action
1/1/2011	1/2/2012	8	1	

At the bottom of the page, there is a pagination control showing "View Maximum 10 Records on Page" and "View 1-1 of 1 Page 1 of 1".

Viewing Volunteer Profiles

The screenshot shows a web browser window with the URL `http://comeshdemo.iqrconsulting.com/Community/OpportunityManagement.aspx`. The page title is "Jessica Smith's Profile". The profile information is displayed in a modal window with the following details:

- Name:** Jessica Smith
- Email:** lshahs@yahoo.com
- Birthday:** 05/15/1992
- Phone:** --
- Mobile:** --

The profile also shows interest areas: Clinical Trials, Curriculum Development, Evaluation, Place Based Initiatives, and Research. There are "Approve" and "Close" buttons at the bottom right of the modal window.

The browser's address bar shows the URL and search engines like Google. The bookmarks bar includes "Most Visited", "Getting Started", "Latest Headlines", "Best Hotel Web...", "IQR Resources", "Yahoo", "Moneycontrol", "401K", and "Prudential Retir...". The page footer indicates "View Maximum: 10 Records on Page" and "View 1-1 of 1 Page 1 of 1".